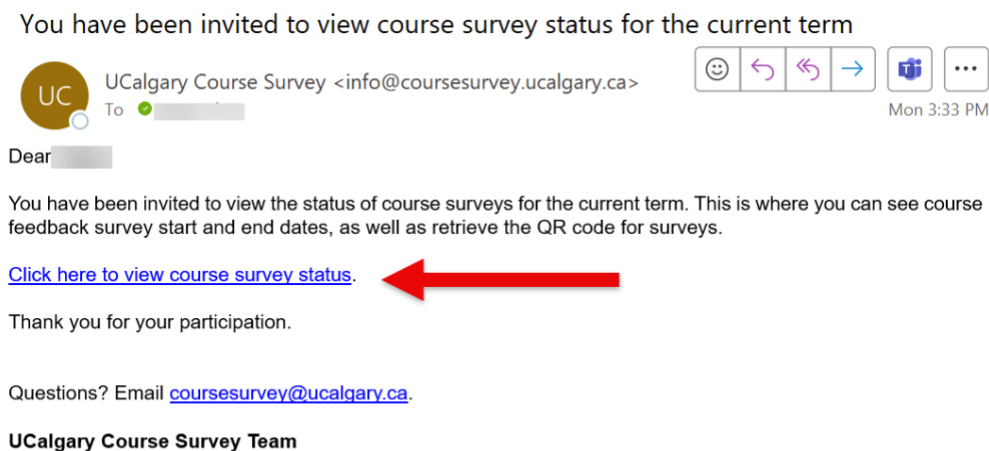
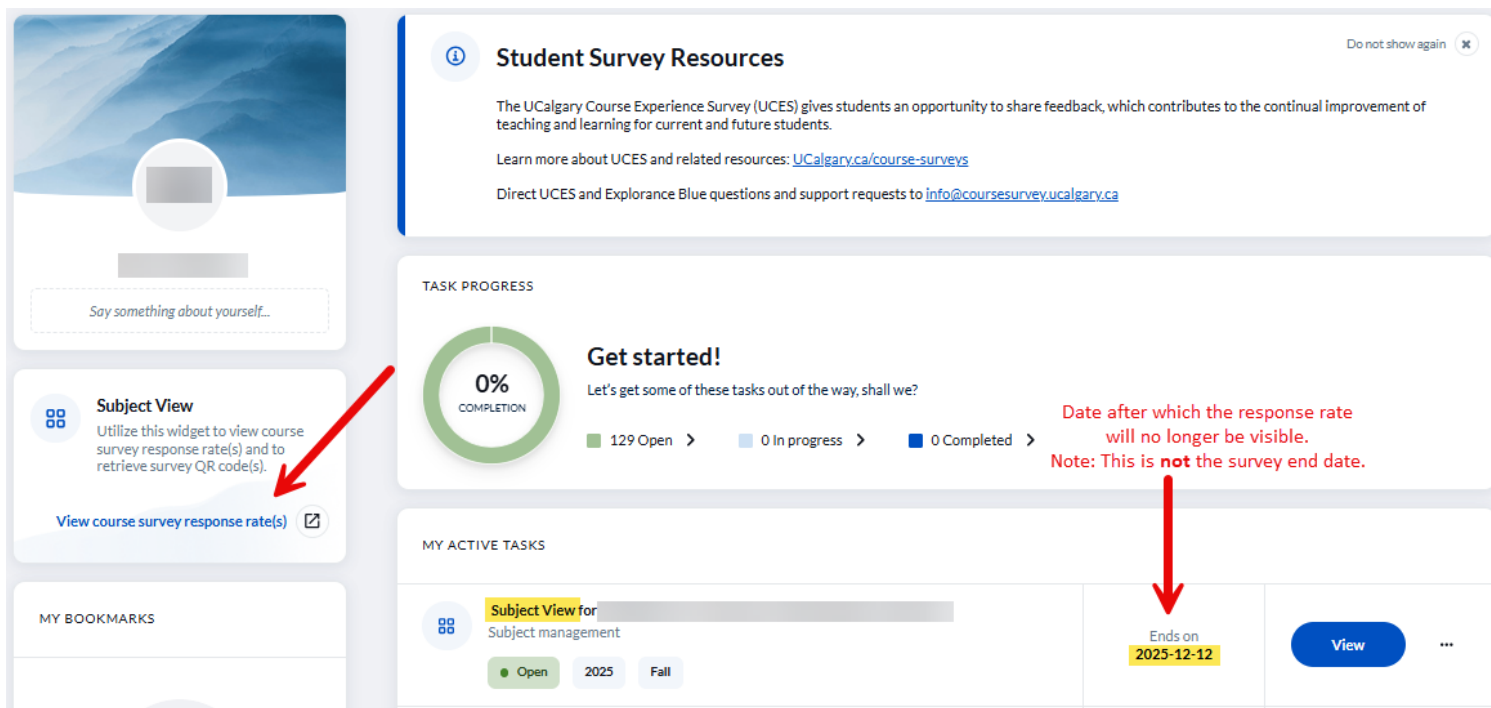


Purpose: Utilize the online course survey platform (Explorance Blue) to view status and response rates for course surveys, and to retrieve course survey QR code to share with students.

1. An email will be sent to you from info@coursesurvey.ucalgary.ca, including the link to the Blue online platform. Click on “*Click here to view course survey status*” to access Blue.



Alternatively, log in to the Blue homepage (<https://my-ucalgary.bluera.com/>), and navigate to the Subject View widget on the left side of the screen, then click on the “View course survey response rate(s)” link.



The screenshot displays the Explorance Blue interface. On the left sidebar, the 'Subject View' widget is highlighted with a red arrow pointing to the 'View course survey response rate(s)' link. The main content area shows 'Student Survey Resources' and 'TASK PROGRESS' with a 'Get started!' section indicating 0% completion. Below this, the 'MY ACTIVE TASKS' section lists a task for 'Subject View for Subject management' with a progress bar and a table showing the end date '2025-12-12' highlighted in yellow. A red arrow points from a note to this date.

Subject View
Utilize this widget to view course survey response rate(s) and to retrieve survey QR code(s).
[View course survey response rate\(s\)](#)

Student Survey Resources
The UCalgary Course Experience Survey (UCES) gives students an opportunity to share feedback, which contributes to the continual improvement of teaching and learning for current and future students.
Learn more about UCES and related resources: [UCalgary.ca/course-surveys](https://ucalgary.ca/course-surveys)
Direct UCES and Explorance Blue questions and support requests to info@coursesurvey.ucalgary.ca

TASK PROGRESS
Get started!
Let's get some of these tasks out of the way, shall we?
129 Open > 0 In progress > 0 Completed >

MY ACTIVE TASKS
Subject View for Subject management
Open 2025 Fall
Ends on **2025-12-12** View

Date after which the response rate will no longer be visible.
Note: This is **not** the survey end date.

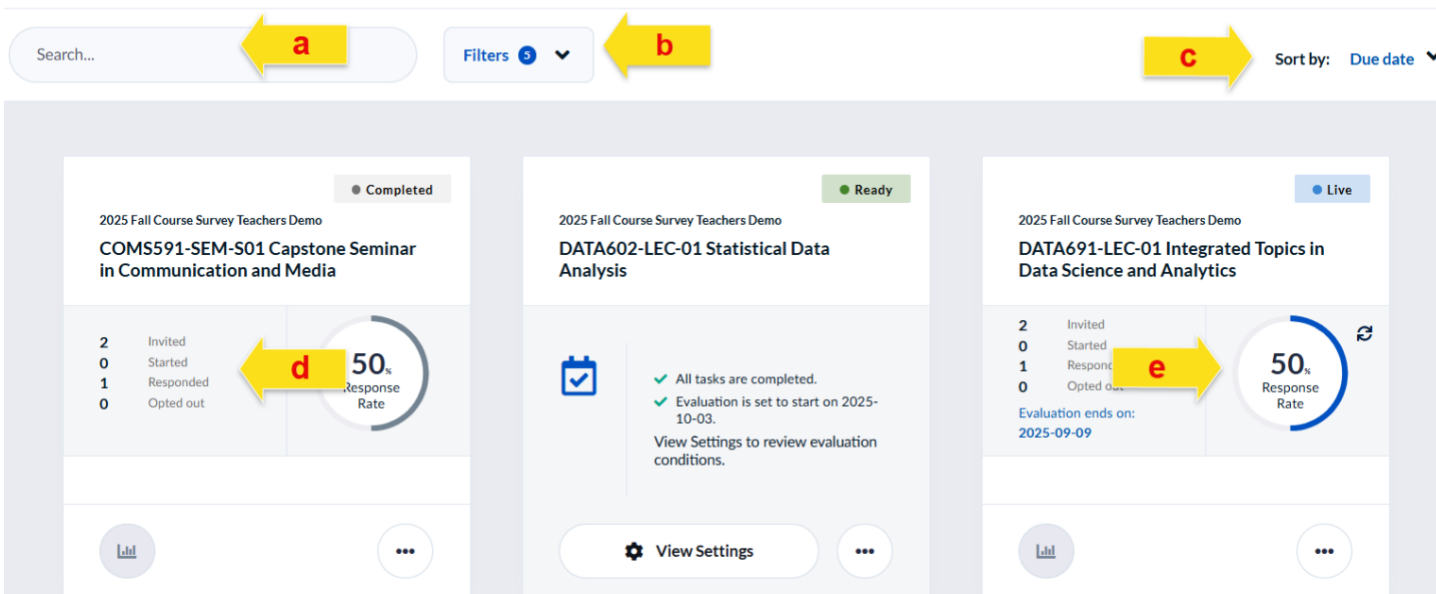
Note: The end date for Subject View is the date after which the response rate will no longer be visible. This is **not** the survey end date.

2. The following is displayed on the Subject View page.

- a. Search bar: Allows keyword search to locate a specific course survey
- b. Filters: Apply filter to view courses by status
 - *Ready*: course survey is scheduled to start
 - *Live*: course survey is open for student feedback
 - *Completed*: course survey is closed, and students are no longer able to provide feedback
 - Note: Pending, Pause, Expired, Opted Out are not used
- c. Sort by: Sort course survey by *Due date* or *Subject Name* (i.e., course name)
- d. Participant details: Indicates the number of participants who were invited, started and responded.
- e. Response rate: Displays course survey response percentage in real time

Subject View

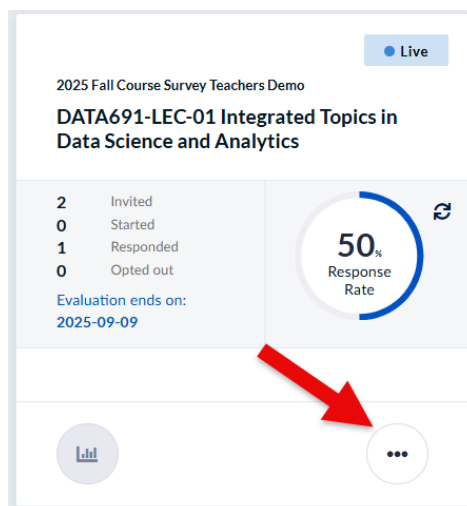
Hi [redacted], you have been invited to view the survey status for the following courses.



The screenshot displays the 'Subject View' interface with three course survey cards. At the top, there is a search bar (labeled 'a'), a filters dropdown (labeled 'b'), and a sort by dropdown (labeled 'c'). The cards are categorized by status: 'Completed', 'Ready', and 'Live'.

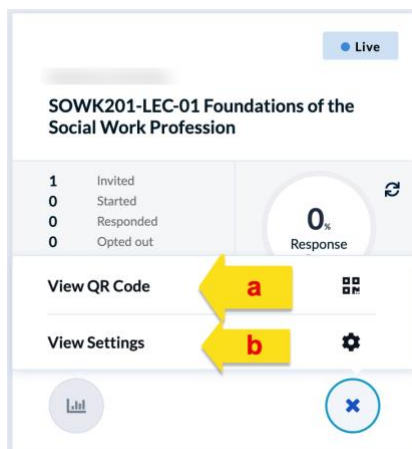
- Completed Card:** Shows 'COMS591-SEM-S01 Capstone Seminar in Communication and Media'. It includes a table of participant counts: 2 Invited, 0 Started, 1 Responded, 0 Opted out. A circular progress indicator shows a 50% Response Rate (labeled 'd').
- Ready Card:** Shows 'DATA602-LEC-01 Statistical Data Analysis'. It includes a checklist icon and text: 'All tasks are completed.', 'Evaluation is set to start on 2025-10-03.', and 'View Settings to review evaluation conditions.' A 'View Settings' button is at the bottom.
- Live Card:** Shows 'DATA691-LEC-01 Integrated Topics in Data Science and Analytics'. It includes a table of participant counts: 2 Invited, 0 Started, 1 Responded, 0 Opted out. A circular progress indicator shows a 50% Response Rate (labeled 'e').

3. For more options, click the ellipses (...) on a course



4. In this menu, click on:

- View QR Code* to view and share QR code for the course survey
- View Settings* to view course survey start and end dates



Should you have any questions, please first connect with your faculty/department's UCalgary Course Experience Surveys (UCES) administrator for support. If you require further support, please contact coursesurvey@ucalgary.ca